

# Clay Pavers



Featured: Canyon Blend with Sovereign Cream Border



Featured: Sovereign Cream and Sovereign Red



Featured: Desert Blend

SELKIRK CLAY PAVERS PROVIDE LIMITLESS OUTDOOR DESIGN OPTIONS, WITH AN EXQUISITE SELECTION OF NATURAL COLOURS THAT CAN BE LAID IN A VARIETY OF PATTERNS FOR STRIKING RESULTS.

## Quality pavers ...with infinite possibilities.

Let the visual beauty and individuality of clay brick paving shine through in your next landscaping project. Abrasion, fade and slip resistant, more and more customers worldwide are appreciating the unique features - not to mention choices in patterns - that you can only achieve with Selkirk Clay Pavers.

That's because our pavers let you mix-and-match colours and shapes to make your own unique statement. Use them to liven up an outdoor area, or draw focus to a feature you love - get started today with Selkirk Clay Pavers!

# Landscaping

BUILD WITH

**Selkirk**

## Clay Paver Dimensions

Selkirk Clay Pavers are available in both 50mm and 65mm thicknesses. The extra thickness of 65mm clay pavers provides strength for driveway applications.

- 220L x 109W x 50H mm
- 220L x 109W x 65H mm
- Approx 40 units per m<sup>2</sup>



### GRANGE BLEND



### CANYON BLEND



### DESERT BLEND



### SOVEREIGN REEF



### SOVEREIGN RED



### SOVEREIGN CREAM

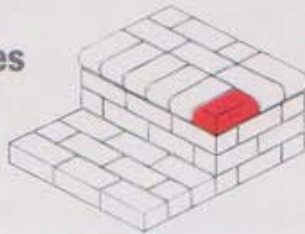


Colours shown may vary to actual product due to the limitations of photography and printing.

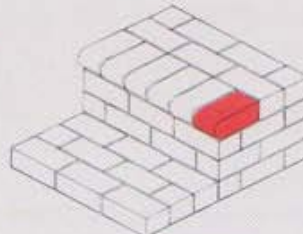
## Clay Paver Shapes

The following shapes can be used in conjunction with Selkirk Clay Pavers.

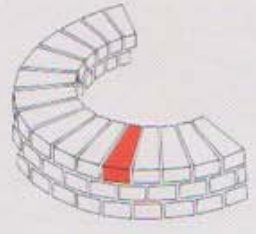
\* As paver shapes are made to order, forward ordering is essential.



BULLNOSE PAVER RETURN



BULLNOSE PAVER



RADIAL PAVER

## PLEASE CONTACT US FOR MORE INFORMATION

**PAVE  
WORLD**  
BRICKS & PAVERS

**CAMPBELLFIELD**  
1596 Hume Highway,  
Campbellfield Vic 3061  
Ph: (03) 9359 6028  
FA X: (03) 9359 6911

**GREENSBOROUGH**  
297 Diamond Creek Road,  
Greensborough Vic 3088  
Ph: (03) 9434 6744  
FA X: (03) 9434 6455

**MORDIALLOC**  
80 Governor Road,  
Mordialloc Vic 3195  
Ph: (03) 9580 1080  
FA X: (03) 9580 1732

FOR ALL YOUR  
LANDSCAPING AND BUILDING  
REQUIREMENTS